

Ask About  
Our Risk Assessment  
Evaluation Services

Safety Laser Scan  
Microscan 3 Core



Non-Contact Safety  
Switch  
STR1



Safe Series Connection  
Flexiloop




Safety Camera System  
V3000




Safety Controller  
Flexisoft



Signal Tower  
Patlite



Safety Relay  
ReLy



Safety Locking Devices  
MLP1



Human Collaborative Robot  
with Smart Pendant  
Motoman HC10DT



**NEFF POWER**  
(855) 727-6200 | neffpower.com

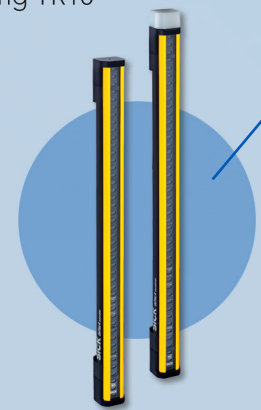
Safety Comand Device  
50RP




Electro-Mechanical  
Safety Switches for  
Entry Guarding TR10  
Lock




Industrial Robot with  
Smart Pendant  
Motoman GP Series



Safety Light Curtains  
deTec4




Emergency Stop  
Push Buttons  
ES11



Light Beam Safety  
devises differentiation  
between Man &  
Material  
M4000 Advanced



Satech Steel  
Fencing



80/20 Aluminum  
Guarding

Choose between  
steel or aluminum  
guarding to fit your  
application.



Safe Position  
Monitoring Sensor



Gate Safety Switch  
with Actuator Key  
i12S



2D LiDAR sensor  
TiM3xx

